

Scaled data based on original data using
LM-79-08 Approved Method: Electrical and Photometric Measurements of Solid-
State Lighting Products

Test Report Prepared for
Cooper Lighting Solutions
(formerly Eaton)

Brand: McGRAW-EDISON

Report Number: P197943

Luminaire Tested: **TT-C1-LED-E1-RW-LWR-LW-7050**

Issue Date: 3/3/2020

Test Information

Test Method: LM-79-08
Report Number: P197943
TEST IS SCALED FROM IESNA LM-79-08 TEST DATA (P34693)
Test Lab: INNOVATION CENTER-P3
Issue Date: 3/3/2020
Manufacturer: COOPER LIGHTING SOLUTIONS (FORMERLY EATON)
Product Line: MCGRAW-EDISON
Catalog Number: TT-C1-LED-E1-RW-LWR-LW-7050
Description: TOPTIER LED PARKING GARAGE LUMINAIRE
RECTANGULAR DISTRIBUTION WITH LumaWatt WIRELESS SENSOR
Light Source: (168) 5000K CCT, 70 CRI LEDs
Ballast/Driver: ELECTRONIC DRIVER

Summary

Lumens per Lamp: N/A
Luminaire Lumens: 2691.6 lumens
Efficiency: N/A
Efficacy: 96.1 lumens/watt
Luminous Opening: Circular (Dia: 1.12' x H: 0')
IES Classification: Type IV - Short - Semi-Cutoff
BUG Rating: B2 - U0 - G2

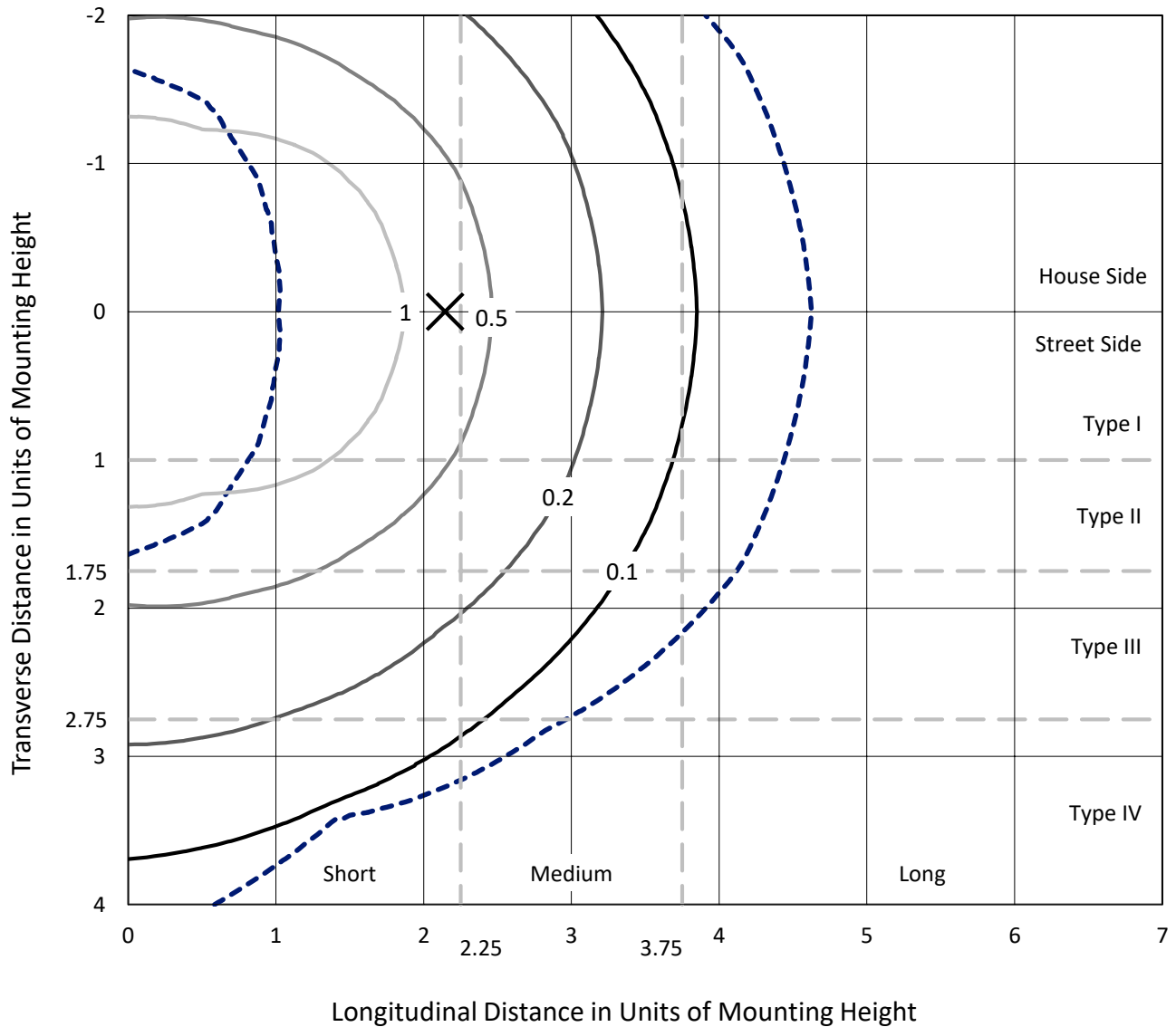
Input Watts (W): 28
Input Voltage (V): NR
Input Current (A_{in}): NR
Voltage Rise (V): NR
Power Factor: NR
Total Harmonic Distortion (THDi): NR
Frequency (hertz): 60
Stabilization Time: NR
Operation Time: NR
Ambient Temperature (°C): NR
Test Distance: 25 FT



REPORT NUMBER: P197943
 CATALOG NUMBER: TT-C1-LED-E1-RW-LWR-LW-7050

Iso-Footcandle Lines of Horizontal Illumination

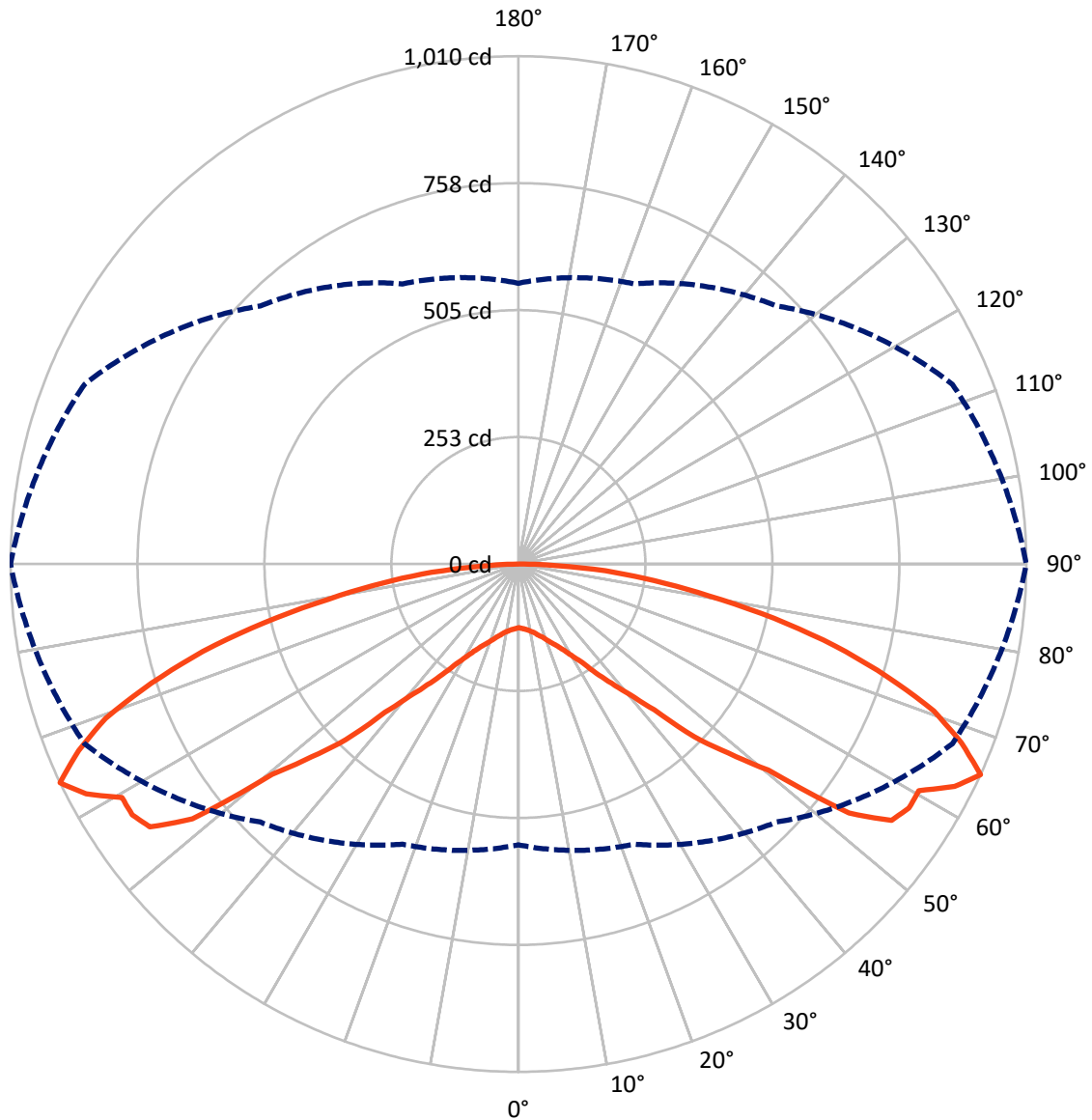
× Max cd
 - - - 1/2 Max cd



Based on 10 foot mounting height. Maximum calculated value = 1.8 fc
 Type IV - Short - Semi-Cutoff

REPORT NUMBER: P197943
CATALOG NUMBER: TT-C1-LED-E1-RW-LWR-LW-7050

Luminous Intensity Polar Plot



— Vertical Plane Through 90-Deg Lateral - - - Horizontal Cone Through 65-Deg Vertical

REPORT NUMBER: P197943

CATALOG NUMBER: TT-C1-LED-E1-RW-LWR-LW-7050

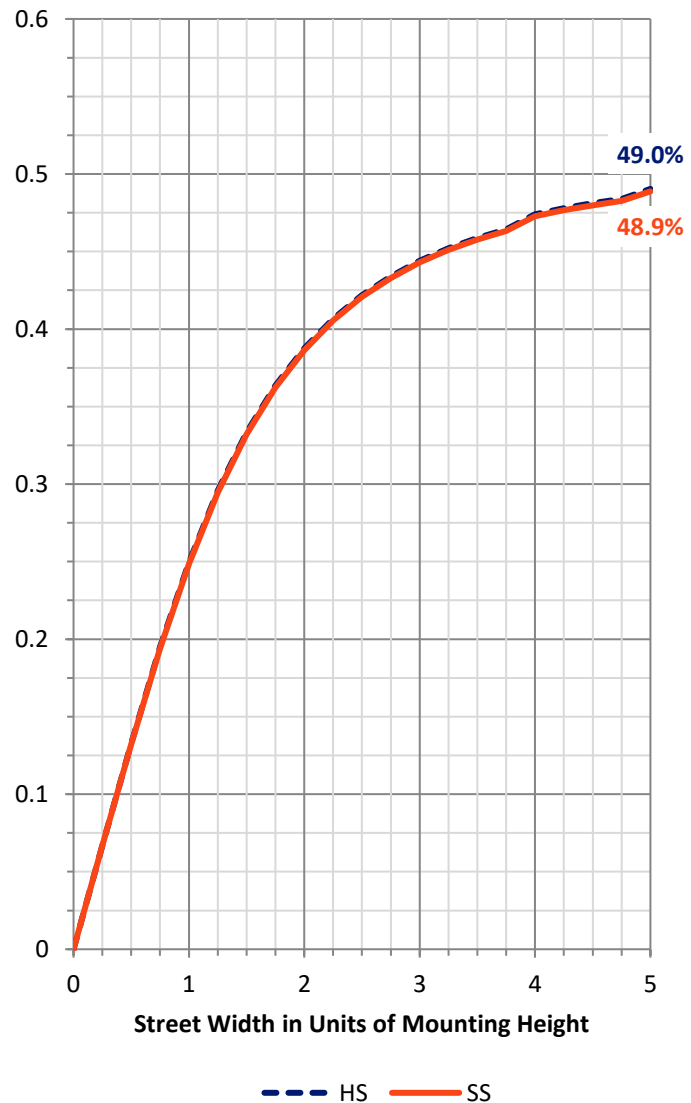
FLUX DISTRIBUTION:

		Downward	Upward	Total
House Side	Lumens	1345.8	0.0	1345.8
	% Fixture	50.0	0.0	50.0
Street Side	Lumens	1345.8	0.0	1345.8
	% Fixture	50.0	0.0	50.0
Total	Lumens	2691.6	0.0	2691.6
	% Fixture	100.0	0.0	100.0

ZONAL LUMENS:

Zone	Lumens	% Fixture
0°-10°	12.6	0.5
10°-20°	43.0	1.6
20°-30°	90.2	3.4
30°-40°	171.5	6.4
40°-50°	318.8	11.8
50°-60°	565.0	21.0
60°-70°	733.9	27.3
70°-80°	584.5	21.7
80°-90°	172.0	6.4
90°-100°	0.0	0.0
100°-110°	0.0	0.0
110°-120°	0.0	0.0
120°-130°	0.0	0.0
130°-140°	0.0	0.0
140°-150°	0.0	0.0
150°-160°	0.0	0.0
160°-170°	0.0	0.0
170°-180°	0.0	0.0
0°-90°	2691.6	100.0
0°-180°	2691.6	100.0

Coefficient of Utilization



REPORT NUMBER: P197943

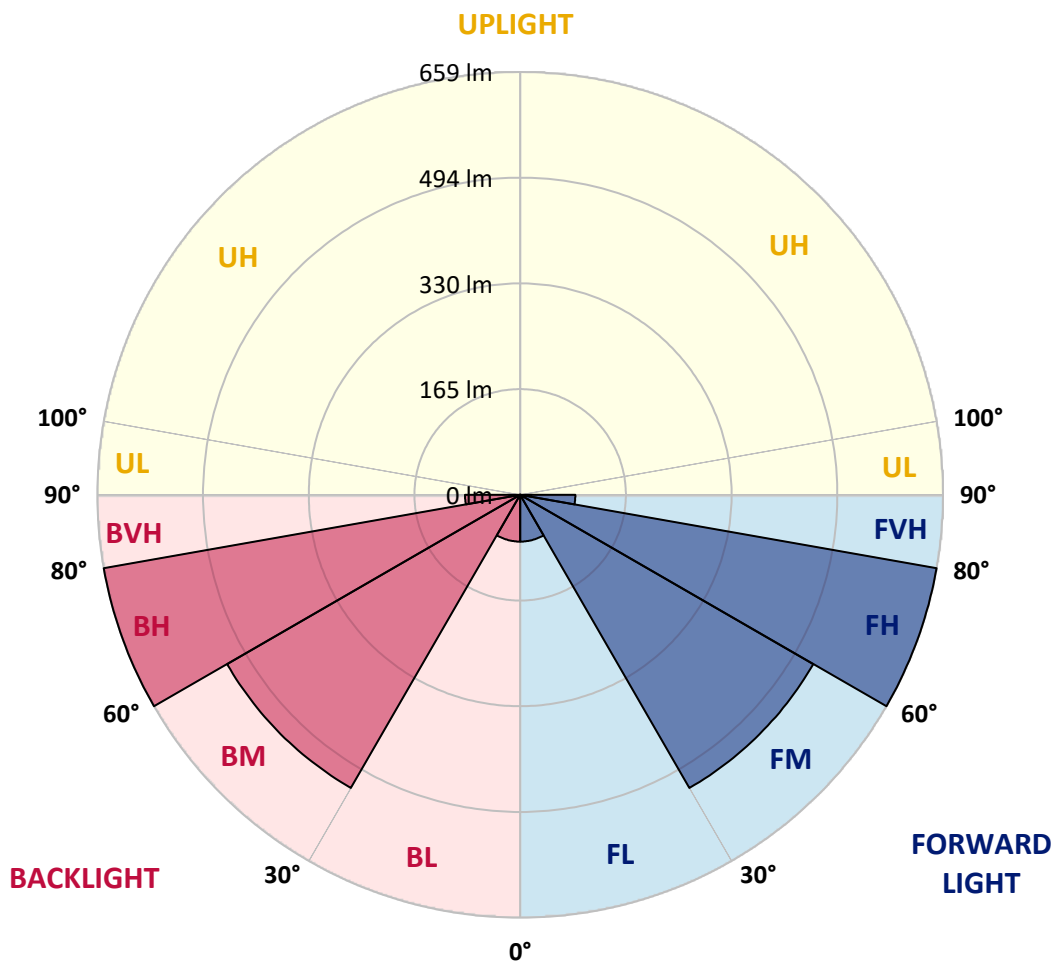
CATALOG NUMBER: TT-C1-LED-E1-RW-LWR-LW-7050

LUMINAIRE CLASSIFICATION SYSTEM LUMEN TABLE AND BUG RATING:

Zone		Lumens	% Fixture	Zone Rating/Lumen Limit		
				B	U	G
FL	(0°-30°)	72.9	2.7			
FM	(30°-60°)	527.7	19.6			
FH	(60°-80°)	659.2	24.5			G0/660
FVH	(80°-90°)	86.0	3.2			G1/100
BL	(0°-30°)	72.9	2.7	B0/110		
BM	(30°-60°)	527.7	19.6	B1/1000		
BH	(60°-80°)	659.2	24.5	B2/1000		G2/1000
BVH	(80°-90°)	86.0	3.2			G1/100
UL	(90°-100°)	0.0	0.0		U0/0	
UH	(100°-180°)	0.0	0.0		U0/0	

BUG Rating: B2-U0-G2

Type IV Short





REPORT NUMBER: P197943

CATALOG NUMBER: TT-C1-LED-E1-RW-LWR-LW-7050

CANDELA DISTRIBUTION (FULL):

	0°	22.5°	45°	67.5°	90°
0°	126.5	126.5	126.5	126.5	126.5
2.5°	127.6	127.6	128.2	128.2	128.2
5°	130.0	130.0	130.6	130.6	130.0
7.5°	133.0	134.2	133.6	132.4	132.4
10°	137.7	138.3	137.1	136.5	136.0
12.5°	143.7	144.3	141.9	141.3	140.1
15°	152.0	151.4	149.0	146.6	146.6
17.5°	163.3	159.7	155.5	153.8	152.6
20°	176.3	171.6	166.2	162.1	161.5
22.5°	191.2	184.6	177.5	171.6	171.0
25°	205.4	200.1	191.2	183.4	181.1
27.5°	220.8	216.7	205.4	196.5	194.7
30°	238.7	235.1	222.0	213.7	213.1
32.5°	259.4	254.7	240.4	234.5	233.9
35°	284.4	275.5	263.0	258.8	266.0
37.5°	308.1	298.0	287.9	295.1	301.0
40°	328.9	322.4	317.6	332.5	340.8
42.5°	349.1	345.5	349.1	371.0	396.6
45°	370.5	371.6	384.7	444.7	490.4
47.5°	395.4	396.0	426.9	518.9	562.2
50°	422.7	422.1	476.7	574.7	644.1
52.5°	449.4	451.8	526.6	694.6	823.4
55°	473.2	486.2	594.3	815.1	900.6
57.5°	493.9	518.9	657.8	850.7	916.0
60°	516.5	558.1	702.3	857.9	915.4
62.5°	538.5	588.9	711.8	889.3	974.2
65°	558.6	603.2	726.1	934.4	1010.4
67.5°	575.3	610.3	726.1	895.3	950.5
70°	588.9	601.4	683.9	824.6	876.9
72.5°	586.0	564.6	614.5	737.9	768.2
75°	558.1	499.9	541.4	621.0	651.3
77.5°	488.0	418.5	441.1	500.5	520.1
80°	386.5	326.5	339.6	377.6	383.5
82.5°	272.5	234.5	239.3	268.3	272.5
85°	160.3	144.3	139.5	165.6	173.9
87.5°	47.5	41.6	41.0	49.9	55.2
90°	0.0	0.0	0.0	0.0	0.0

(END OF REPORT)